

Order N° _____ Quotation
 Date _____ Signature _____
 Customer Ref. _____ User's weight Kg _____

PAGE 1/2

2020, January

Dealer

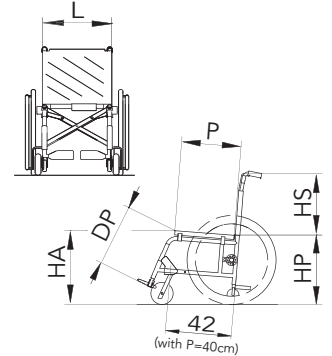
Key

standard

option

MINISTAR

L Seat width	<input type="checkbox"/> 34 <input type="checkbox"/> 36 <input type="checkbox"/> 38 <input type="checkbox"/> 40 <input type="checkbox"/> 42 <input type="checkbox"/> 44 <input type="checkbox"/> 46 <input type="radio"/> 48 <input type="radio"/> 50 (compulsory stretched bar to be added) (included double cross bar) <input type="radio"/> 52 <input type="radio"/> 54 (compulsory stretched bar to be added) (included double cross bar) <input type="radio"/> 56 <input type="radio"/> 58 <input type="radio"/> 60 (compulsory stretched bar to be added) (included double cross bar)
P Seat depth	<input type="checkbox"/> 36 <input type="checkbox"/> 38 <input type="checkbox"/> 40 <input type="checkbox"/> 42 <input type="radio"/> 44 <input type="radio"/> 46 <input type="radio"/> 48* <input type="radio"/> 50* (*compulsory double crossbar to be added)
HS Back-rest height	<input type="checkbox"/> 29 <input type="checkbox"/> 31 <input type="checkbox"/> 33 <input type="checkbox"/> 35 <input type="checkbox"/> 37 <input type="checkbox"/> 39 <input type="checkbox"/> 41 <input type="radio"/> 43 <input type="radio"/> 45 <input type="radio"/> 47 <input type="radio"/> 49 <input type="radio"/> 51 (included stretched bar)
HA Front seat/floor height	<input type="checkbox"/> 42 <input type="checkbox"/> 43 <input type="checkbox"/> 44 <input type="checkbox"/> 46 <input type="checkbox"/> 48 <input type="checkbox"/> 50 <input type="checkbox"/> 52 <input type="radio"/> 54
HP Rear seat/floor height	<input type="checkbox"/> 38 <input type="checkbox"/> 40 <input type="checkbox"/> 42 <input type="checkbox"/> 44 <input type="checkbox"/> 46 <input type="checkbox"/> 48 <input type="checkbox"/> 50
DP Foot-rest/seat distance	<input type="checkbox"/> 33 <input type="checkbox"/> 35 <input type="checkbox"/> 37 <input type="checkbox"/> 39 <input type="checkbox"/> 41 <input type="checkbox"/> 43 <input type="checkbox"/> 45 <input type="checkbox"/> 47 <input type="checkbox"/> 49 <input type="checkbox"/> 51 cm



Frame colour

- Metallic blue Pearl red Metallic grey
 Glossy black Neon green Neon orange
 Orange Cyclamen light purple Met.light blue
 (see "Colours" catalogue)

①

Upholstery

- Nylon (L50 max)
 Tension adj. nylon back-rest
 Tension adj. breathable back-r.
 Without back-rest
 Without seat

②

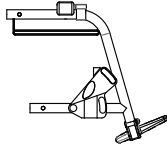
Upholstery colour

- (nylon only)
 Black Orange
 Red Green
 Light blue Cornflower blue

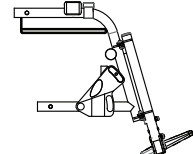
③

Detachable foot-rest

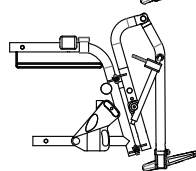
Not-detachable foot-rests



Detachable foot-rests

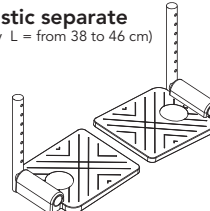


Elevating foot-rests (detachable)



④

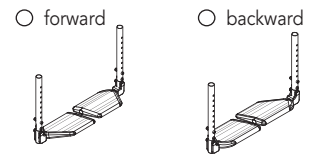
Plastic separate (only L = from 38 to 46 cm)



- Foot-holding belts
 Heel stops

⑤

Separate aluminium profile tilt adjustable foot-plates:



- Foot-holding belts

⑥

Single aluminium profile tilt adjustable foot-plate:
 (not available with elevating foot-rest)



- Foot-holding belts

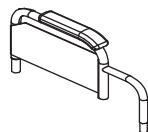
⑦

Side guards

- Plastic
 Aluminium (same colour)
 Carbon fibre
 Plastic round cover* (not available with reclining backrest)

⑫

Detachable Desk arm-rest - h 22 cm



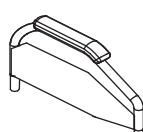
- Open* with side guards (only with HP > 42 cm)
 Closed
 27 cm high from the seat
 Tip-up* (not available with reclining backrest)

Elbow-rest

- Classic (23 cm long)
 Straight (26 cm long)
 Tubular
 Hemiplegic RX
 Hemiplegic LX

⑧

Detachable Sport arm-rest - h 22 cm* (not available with reclining backrest)



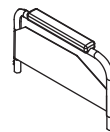
- Open with side guards (only with HP > 42 cm)
 Closed
 27 cm high from the seat
 Tip-up

Elbow-rest

- Classic (23 cm long)
 Straight (26 cm long)
 Tubular
 Hemiplegic RX
 Hemiplegic LX

⑨

Detachable "U" arm-rest - h 22 cm



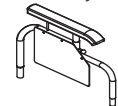
- Open* with side guards (only with HP > 42 cm)
 Closed
 27 cm high from the seat
 Tip-up* (not available with reclining backrest)

Elbow-rest

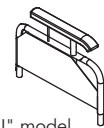
- Straight (26 cm long)
 Straight (36 cm long)
 Tubular
 Hemiplegic RX
 Hemiplegic LX

⑩

Height adjustable arm-rest (only closed)



- Desk model
 Tip-up* (not available with reclining backrest)



- "U" model
 Tip-up* (not available with reclining backrest)

Elbow-rest

- Classic (30 cm long)
 Classic (36 cm long)
 Straight (26 cm long)
 Straight (36 cm long)
 Hemiplegic RX
 Hemiplegic LX

⑪

Order N° _____ Quotation
 Date _____ Signature _____

Customer Ref. _____

PAGE 2/2

2020, January

MINISTAR

Dealer _____

Rear wheels (12)

- 24" (36 spokes) Light 24"
- 22" (36 spokes)
- 20" (36 spokes)
- 24" Mountain-bike w/Citybike tyre
- 24" Mountain-bike w/Offroad tyre

Tyres

- Pnum. Plugged (x 1"3/8)
- Solid
- Pnum. high press. Plugged
- Pnum. high press. Smooth
- 24" Pnum. Marathon Plus

Pushrims (13)

- Aluminium silver
- Chromium-plated steel 24"
- Aluminium dark
- Rubber coated
- Carbolife CURVE L 24"(*)
- Carbolife GEKKO 24"(*)
- Silicon covers 24"

(*) not available with MTB wheels

Spoke guards (14)

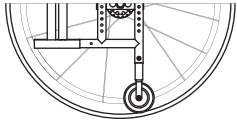
- Transparent
 - Black
 - Alphabet
 - Fantasy
code pattern:
- (see catalogue of spokeguards)

Front castors (15)

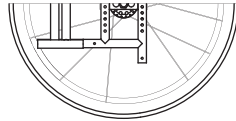
- 125 (5") solid
- 150 (6") solid
- 175 (7") pneumatic
- 175 (7") solid

Rear frame (16)

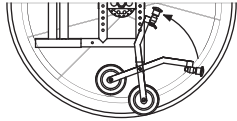
- With small wheels for narrow passages - standard



- Without small wheels for narrow passages

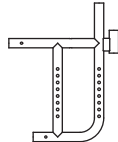


- Small wheels for narrow passages with lever



(Only if the rear seat/floor height HP is between 44 and 48 cm. Not selectable in case of reclining backrest)

- Curved rear frame



(It is not possible to assemble the small wheels for narrow passages)

Unbalancing system (17)

- Right Right
 - Left Left
- (Only with straight rear frame) (Only with curved rear frame)

Anti-tip device
(Only with straight rear frame)

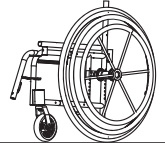
- Right
- Left

Revolving anti-tip device
(Only with curved rear frame)

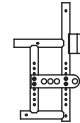
- Right
- Left

Single drive (18)

- Right
- Left



Extended wheel plate (19)



Compulsory with reclining back-rest

Pushing handles (20)


- Standard Hinged back-rest
(no stretched bar)
(max L = 48 cm)
(Not with reclining back-rest)
(need tension adj. backrest)
- Height adjustable
(max L = 48 cm)
(need tension adj. backrest)

Reclining back-rest (21)

- from 90° to 150° with fixed pushing handles
- from 90° to 150° with height adjustable pushing handles (included)
(max L = 44 cm)

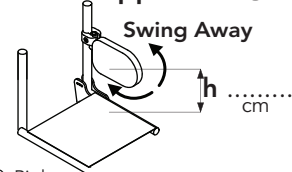
Compulsory:
 - closed arm-rest
 - stretched bar
 - extended wheel plate
 - tension adj. backrest upholstery

Abductor (22)



- 1 3 5 7 cm
 - cm
- Choose or specify the height from seat cover

Lateral supports (23)



- Right
 - Left
- Specify the height "h"
(need tension adj. backrest)

Head-rest (24)

- Padded**
-
- Fixed
 - Height adjustable

- Moulded**
-
- Fixed
 - Height adjustable

- Orbital**
-
- Moulded
 - Anatomic

Specify "h" & "d" where requested
 Standard: h = 20 cm d = 15 cm
 h = cm d = cm

Table (25)

- Transparent
- Rx Lx Hemiplegic transp.
- Plastic grey
- Soft padded

Specify the fastening:
 single double



(Only with arm-rest)

Lined cushion
in foam polyurethane (28)



- 3 cm high
- 5 cm high

Brakes (26)

- Classic - short handle
- Classic - long handle
- Right single brake
- Left single brake
- Drum
- Drum + classic

Options

- 29 "M" velcro strip (hook) on seat
- 30 "F" velcro strip (loop) on seat
- 31 Seat/back-rest connection flap
- 32 Padded rigid seat (L52max)
- 33 Chest harness
- 34 Chest belt
- 35 Abductor belt
- 36 Double cross bar
- 37 Stretched bar
- 38 WC seat (min L36, max L50)
- 39 Back-rest with spring
- 40 Foot-rest with spring

Anodized set (27)

(Rims & hub of Light rear wheels and forks)

- Black
- Silver
- Orange
- Light blue
- Red
- Cyclamen purple

Options

- 41 Catheter holder pocket
- 42 Back anatomic board
- 43 Rx Lx Crutch holder
- 44 Rx Lx Double Crutch holder
- 45 Pump for pneumatics
- 46 Suitcase holder
- 47 45° pelvic belt
- 48 45° padded pelvic belt
- 49 Black backpack
- 50 Umbrella holder
- 51 IV poles
- 52 IV bar+poles