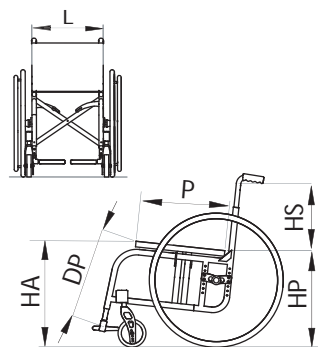


Dealer

DIVA



Key	<input type="checkbox"/> standard	<input type="radio"/> option
L Seat width	<input type="checkbox"/> 34 <input type="checkbox"/> 36 <input type="checkbox"/> 38 <input type="checkbox"/> 40 <input type="checkbox"/> 42 <input type="checkbox"/> 44** <input type="checkbox"/> 46**	
P Seat depth	<input type="checkbox"/> 34 <input type="checkbox"/> 36 <input type="checkbox"/> 38 <input type="checkbox"/> 40 <input type="checkbox"/> 42 <input type="checkbox"/> 44	<input type="radio"/> 48** <input type="radio"/> 50** (** included compulsory double crossbar)
HS Back-rest height	<input type="checkbox"/> 29 <input type="checkbox"/> 31 <input type="checkbox"/> 33 <input type="checkbox"/> 35 <input type="checkbox"/> 37 <input type="checkbox"/> 39 <input type="checkbox"/> 41	<input type="radio"/> 43 <input type="radio"/> 45 <input type="radio"/> 47 <input type="radio"/> 49
HA Front seat/floor height	<input type="checkbox"/> 42 <input type="checkbox"/> 43 <input type="checkbox"/> 44 <input type="checkbox"/> 46 <input type="checkbox"/> 48 <input type="checkbox"/> 50 <input type="checkbox"/> 52	<input type="radio"/> 54
HP Rear seat/floor height	<input type="checkbox"/> 38 <input type="checkbox"/> 40 <input type="checkbox"/> 42 <input type="checkbox"/> 44 <input type="checkbox"/> 46 <input type="checkbox"/> 48 <input type="checkbox"/> 50	
DP Foot-rest/seat distance	<input type="checkbox"/> 33 <input type="checkbox"/> 35 <input type="checkbox"/> 37 <input type="checkbox"/> 39 <input type="checkbox"/> 41 <input type="checkbox"/> 43 <input type="checkbox"/> 45 <input type="checkbox"/> 47 <input type="checkbox"/> 49 <input type="checkbox"/> 51	cm

Frame colour <input type="checkbox"/> Glossy black <input type="checkbox"/> Pearl white <input type="checkbox"/> Shiny aluminium <input type="checkbox"/> Pearl red <input type="checkbox"/> Metallic blue <input type="checkbox"/> (see "Colours" catalogue)	Upholstery <input type="checkbox"/> Tension adj. nylon back <input type="checkbox"/> Tension adj. breathable back <input type="radio"/> Without back-rest <input type="checkbox"/> Without seat	Upholstery colour (nylon only) <input type="checkbox"/> Black <input type="radio"/> Red <input type="radio"/> Orange <input type="radio"/> Light blue <input type="radio"/> Green <input type="radio"/> Cornflower blue
--	--	---

Not Detachable foot-rest (with DP=43 cm and P=40 cm) (standard)

Not detachable foot-rest (with DP=43 cm and P=40 cm)

Detachable foot-rest:

Elevating foot-rest (detachable)

Separate aluminium profile tilt adjustable foot-plates:

forward backward

Foot-holding belts

Single aluminium profile tilt adjustable foot-plate: (not available with detachable foot-rest)

forward backward

Foot-holding belts

Single closed in carbon fibre

Foot-holding belts
 Heel stops

Automatic closure foot-plate in carbon (Not available with detachable or elevating foot-rest)

Foot-holding belts

Up & outward

Side guards

Plastic Aluminium (same colour) Carbon fibre

Tip-up detachable Desk arm-rest h 22 cm

27 cm high from the seat

Elbow-rest

Classic (23 cm long)
 Classic (30 cm long)
 Straight (26 cm long)
 Tubular (only in case of open arm-rest)
 Hemiplegic RX
 Hemiplegic LX

Tip-up height adjustable from 22 to 28 cm "L" arm-rest (detachable, open with side guards)

Not detachable

Elbow-rest

Tubular
 Straight (26 cm long)
 Classic (23 cm long)
 Classic (30 cm long)

Tip-up detachable Sport arm-rest h 22 cm

Elbow-rest

Straight (26 cm long)
 Classic (23 cm long)
 Straight (36 cm long)
 Tubular (only in case of open arm-rest)
 Hemiplegic RX
 Hemiplegic LX

Height adjustable tip-up arm-rest (only closed)

Desk model
 Sport model
 "U" model

Elbow-rest

Classic (30 cm long)
 Straight (26 cm long)
 Hemiplegic RX
 Hemiplegic LX

Dealer _____

Rear wheels (16)

- 24" (36 spokes)
- 24" Star 6x3(18sp.)
- 22" (36 spokes)
- 24" Light (24 rspokes)
- 20" (36 spokes)
- 24" Mountain-bike with Citybike tyre
- 24" Mountain-bike with Offroad tyre
- 24" Ultralight (24 spks) black
- 24" Spinergy

Tyres

- Pneumatic Marathon Plus
- Pneum. high pressure Plugged
- Pneum. high pressure Smooth
- Solid (not available for Ultralight wheel)

Pushrim (17)

- Aluminium silver
- Aluminium dark
- Chromium-plated steel
- Rubber coated
- Tween Greep (only 24" & 22")
- Max Grepp
- Max Grepp Ergo (**)
- Titanium
- Silicon covers

(**) not available for Star 6x3 and Mountain bike wheels

Spoke covers (18)

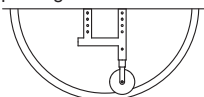
- Transparent
- White
- Black
- Multicolour
- Black plumed red
- Black plumed blue
- Black plumed green
- Alphabet

Front castors (19)

- 100 (4"x1.1/4) solid with plastic rim
- 100 (4"x1) solid with lights
- 100 (4"x1) solid with alum. rim
- 100 (4"x1.1/4) solid with alum. rim
- 125 (5"x1.1/4) solid with plastic rim
- 125 (5"x1) solid with alum. rim
- 125 (5"x1.1/4) solid with alum. rim
- 150 (6") pneumatic
- 150 (6") solid
- 175 (7") solid
- 175 (7") pneumatic

Rear frame (20)

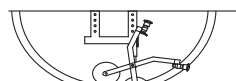
- With small wheels for narrow passages - standard



- Without small wheels for narrow passages

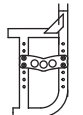


- Small wheels for narrow passages with lever



(Compulsory: rear seat/floor height HP= from 44 to 48 cm)

- Curved rear frame



(It is not possible to assemble the small wheels for narrow passages)

Rear wheel camber

- 0°
- 1°
- 2°
- 3°

Unbalancing system (21)

- Right
- Left

(Only for curved rear frame)

Anti-tip device

- Right
- Left

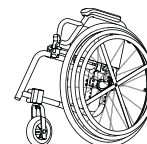
Revolving anti-tip device

(Only with curved rear frame)

- Right
- Left

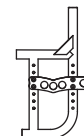
Single drive (22)

- Right
- Left



(only with 0° camber)

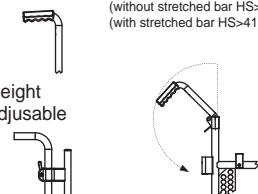
Extended wheel plate (23)



Pushing handles (24)

- Standard
- Hinged back-rest (without stretched bar HS>37) (with stretched bar HS>41)

- Height adjustable

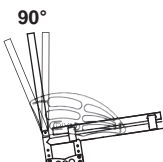


Back-rest (25)

- Fixed

Tilt adjustable:

- 4°
- 2°
- 0 (90°)
- 2°
- 4°
- 6°



Distance between the hub centre and the back-rest (26)

- 2,5 cm

- 5 cm (std)

- 7,5 cm

(with HP=44 cm)

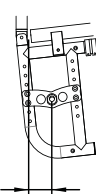



Table (27)

- Transparent
- Rx Lx Hemiplegic transparent
- Plastic grey
- Soft padded

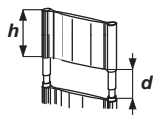
specify the fastening:
 single double



(Only with arm-rests)

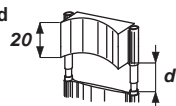
Head-rest (28)

Padded



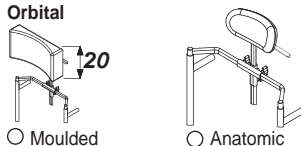
- Fixed
- Height adjustable

Moulded



- Fixed
- Height adjustable

Orbital



- Moulded
- Anatomic

Specify "h" & "d" where requested

Standard: h = 20 cm d = 15 cm

h = cm d = cm

Lined cushion (29)

in foam polyurethane



- 3 cm high
- 5 cm high

Anodized set (31)

(Rear wheel rims and hubs, forks)

- Black
- Silver
- Lime Green
- Light blue
- Red
- Orange
- Cyclamen light purple

(Only Light wheels)

Brakes (30)

- Classic - short handle
- Classic - pull to brake short handle
- Classic - long handle
- Scissor
- Right single drive
- Left single drive
- Drum

(To be valued on the base of the total configuration)

Options

- 33 "M" velcro strip (hook) on seat
- 34 "F" velcro strip (loop) on seat
- 35 Seat/back-rest connection flap
- 36 Padded rigid seat h 5
- 37 Chest harness
- 38 Chest belt
- 39 Lateral supports RX LX
Swing Away h.....

Options

- 40 Abductor belt
- 41 WC seat
- 42 Catheter holder pocket
- 43 Stretched bar
- 44 Back anatomic board
- 45 Rx Lx Crutch holder
- 46 Rx Lx Double Crutch holder
- 47 Pump for pneumatics
- 48 Suitcase holder
- 49 45° pelvic belt
- 50 45° padded pelvic belt
- 51 Black holdall
- 52 Umbrella holder
- 53 Front protective covers
- 54 Double cross bar
- 55 Abductor
h from the seat

Note